



Grey Soul

DESIGN
SURFACES



Grey Soul

DESIGN
SURFACES

floor: LIGHT R - 122,2x122,2 cm/ 48"x48", 61x122,2 cm/ 24"x48"
 wall: LIGHT RELIEVO R - 61x122,2 cm/ 24"x48"



Grey Soul

effetto cemento / concrete-look / effet ciment / zementoptik

Il primo tra i cementi, rappresenta un classico intramontabile nell'interior design, un'idea unica per rivestire qualsiasi spazio con uno stile particolarmente contemporaneo contando anche su una struttura graffiata ed una larga gamma di colori, formati e finiture.



Number one in its cement class, it stands as a timeless classic of interior design and a unique choice for cladding any space in a notably contemporary style; it features a "scratched" textured structure available in a wide range of colours, sizes and finishes.

Le premier des bétons, représente un classique intemporel de la décoration d'intérieur, une idée unique pour habiller les espaces avec un style particulièrement contemporain qui s'appuie sur une texture grattée et une vaste gamme de couleurs, de formats et de finitions.

Der erste unter den Zementen, stellt einen zeitlosen Klassiker in der Innenarchitektur dar, eine einmalige Idee zur Verkleidung jedes Raumes mit einem ganz besonders zeitgenössischen Stil, der sich durch eine geriffelte Struktur und eine breite Palette von Farben, Formaten und Ausführungen auszeichnet.




Grey Soul




Formati e superfici / Sizes and surfaces / Formats et surfaces / Formate und Oberflächen


Spessore / Thickness / Epaisseur / Stärke: **± 9 mm**




R - 122,2x122,2 cm . 48"x48"- R10




R - 61x122,2 cm . 24"x48"- R10
R - 61x122,2 cm . 24"x48"- R10 - RELIEVO*



R - 90x90 cm . 36"x36"- R10

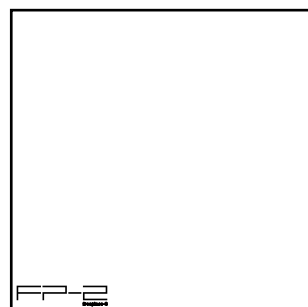


R - 61x61 cm . 24"x24"- R10
N - 61,5x61,5 cm . 24"x24"- R11 - OUTDOOR

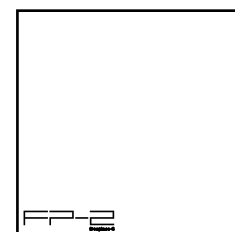


R - 30,4x61 cm . 12"x24"- R10
R - 30,4x61 cm . 12"x24"- R11 - OUTDOOR

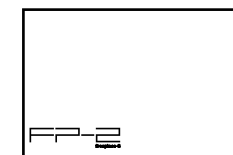
Spessore / Thickness / Epaisseur / Stärke: **± 20 mm FP2**



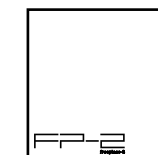
R - 122x122 cm . 48"x48"- R11 - FP2



R - 90x90 cm . 36"x36"- R11 - FP2



R - 60x90 cm . 24"x36"- R11 - FP2




R - 61x61 cm . 24"x24"- R11 - FP2



Formati / Sizes / Formats / Formate	R 122,2x122,2 cm 48"x48" ±9 mm	R 90x90 cm 36x36" ±9 mm	R 61x122,2 cm 24"x48" ±9 mm	R 61x122,2 cm 24"x48" ±9 mm RELIEVO	R 61x61 cm 24"x24" ±9 mm	N 61,5x61,5 cm 24"x24" ±9 mm OUTDOOR	R 30,4x61 cm 12"x24" ±9 mm	R 30,4x61 cm 12"x24" ±9 mm OUTDOOR	R 122x122 cm 48"x48" ±20 mm FP2 R11	R 90x90 cm 36x36" ±20 mm FP2 R11	R 61x61 cm 24"x24" ±20 mm FP2 R11	R 60x90 cm 24"x36" ±20 mm FP2 R11
SAND	•	•	•	•	•	•	•	•	•	•	•	•
WHITE	•	•	•	•	•	•	•	•	•	•	•	•
LIGHT	•	•	•	•	•	•	•	•	•	•	•	•
MID	•	•	•	•	•	•	•	•	•	•	•	•
DARK	•	•	•	•	•	•	•	•	•	•	•	•

R: Rettificato/ Rectified
N: Naturale / Natural



* Regardez sur le site internet <https://database.cstb.fr/fr-FR/CertificateDetails/QB32%20-%262d8eca1f57486db7a8f5425?id=6305ece1663ba76692f07bc4> s'il vous plait

Grey Soul

Fondi / Tiles / Fonds / Grundfliesen



L8S9 122,2x122,2 cm 48"x48" - R
L0T2 90x90 cm 36"x36" - R
J8M2 61x122,2 cm 24"x48" - R
H9P6 61x61 cm 24"x24" - R
H0Q9 30,4x61 cm 12"x24" - R

L9S0 122,2x122,2 cm 48"x48" - R
L0T1 90x90 cm 36"x36" - R
J7M8 61x122,2 cm 24"x48" - R
H9P7 61x61 cm 24"x24" - R
H9V9 61,5x61,5 cm 24"x24" OUTDOOR - N
H1Q0 30,4x61 cm 12"x24" - R
M9R1 30,4x61 cm 12"x24" OUTDOOR - R

L9S1 122,2x122,2 cm 48"x48" - R
L0T0 90x90 cm 36"x36" - R
J9M0 61x122,2 cm 24"x48" - R
H9P5 61x61 cm 24"x24" - R
H9V4 61,5x61,5 cm 24"x24" OUTDOOR - N
H1Q1 30,4x61 cm 12"x24" - R
P6R4 30,4x61 cm 12"x24" OUTDOOR - R

FP-2

M4D8 90x90 cm 36"x36" - R
O8U1 60x90 cm 24"x36" - R
H3U7 61x61 cm 24"x24" - R

FP-2

M2E6 122x122 cm 48"x48" - R
L5T1 90x90 cm 36"x36" - R
O8U2 60x90 cm 24"x36" - R
H3U9 61x61 cm 24"x24" - R

FP-2

L9S9 122x122 cm 48"x48" - R
L5T0 90x90 cm 36"x36" - R
O8U3 60x90 cm 24"x36" - R
H4U1 61x61 cm 24"x24" - R



L0Z5 122,2x122,2 cm 48"x48" - R
M4L8 90x90 cm 36"x36" - R
J7M3 61x122,2 cm 24"x48" - R
I7H6 61x61 cm 24"x24" - R
I2I2 61,5x61,5 cm 24"x24" OUTDOOR - N
I1I8 30,4x61 cm 12"x24" - R
P6R5 30,4x61 cm 12"x24" OUTDOOR - R

L0Z6 122,2x122,2 cm 48"x48" - R
M4L7 90x90 cm 36"x36" - R
P1F2 61x122,2 cm 24"x48" - R
I1I7 61x61 cm 24"x24" - R
I7H8 30,4x61 cm 12"x24" - R

FP-2

L5T2 90x90 cm 36"x36" - R
O8U4 60x90 cm 24"x36" - R
I7H0 61x61 cm 24"x24" - R

FP-2

P8O6 90x90 cm 36"x36" - R

Decori / Decors / Décors / Dekors

• RIVESTIMENTI
 WALL TILES
 FAIENCES
 WANDFLIESEN



LIGHT RELIEVO •

P3S8 61x122,2 cm 24"x48" RELIEVO - R



MID RELIEVO •

P3S7 61x122,2 cm 24"x48" RELIEVO - R


R: Rettificato/ Rectified
 N: Naturale / Natural

CODICE PREZZO / PRICE CODE/CODE DE PRIX/PREIS CODE

122,2x122,2 cm 48"x48"	90x90 cm 36"x36"	61x122,2 cm 24"x48"	61x122,2 cm 24"x48"	61x61 cm 24"x24"	61,5x61,5 cm 24"x24"	30,4x61 cm 12"x24"	30,4x61 cm 12"x24"	122x122 cm 48"x48"	90x90 cm 36"x36"	60x90 cm 24"x36"	61x61 cm 24"x24"
±9 mm	±9 mm	±9 mm	±9 mm	±9 mm	±9 mm	±9 mm	±9 mm	±20 mm FP2	±20 mm FP2	±20 mm FP2	±20 mm FP2
			RELIEVO		OUTDOOR	OUTDOOR					
A230	A220	A180	A180A	A192	A191	A110	A141	A232	A225	A179	A198

Grey Soul


Sviluppo grafico / Design development / Développement graphique / Grafische Entwicklung



SAND
61x122,2 cm 24"x48" R
(12 grafiche diverse /
12 different design /
12 graphiques différents /
12 verschiedene Grafische)

Decori / Decors / Décors / Dekors

mosaico monocolori 36 tessere 5x5 - 30x30 cm 12"x12"



mosaico mix 81 tessere 3x3 - 30x30 cm 12"x12"

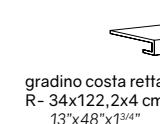
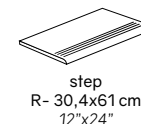
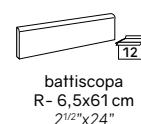
mosaico cube - 40x40 cm 16"x16" (1 pz. = 0,097 Mq.)



listello patchwork - 30,2x61 cm 12"x24"



Pezzi Speciali /
Special Pieces /
Pièces Spéciales /
Formteile



	P07	P50	P90	P32	P31	P41	P40
SAND	•	•	•	•	•	•	•
WHITE	•	•	•	•	•	•	•
LIGHT	•	•	•	•	•	•	•
MID	•	•	•	•	•	•	•
DARK	•	•	•	•	•	•	•

Note / Notes / Notes / Anmerkungen

I battiscopa e gli elementi "L" vengono venduti a pz. e a scatola completa. Tutti gli altri pezzi speciali vengono venduti al pezzo.
I gradini vengono prodotti solo su ordinazione (tempo minimo di consegna 20 gg lavorativi).
All skirting and monolithic L elements, priced per piece, are sold in full box. All other special trims are sold by piece. Steps are produced only on request (minimum delivery terms of 20 days).
Les plinthes et élément "L" sont vendues la pièce et par boîte complète. Les autres pièces spéciales sont vendues la pièce. Le plat de marche sont produit sur demande (délai minimum de 20 jours).
Die Sockelleisten und Stufen werden pro Stk. und Vollen Kartons verkauft. Stufen und Stufenecken werden nur auf Bestellung produziert (Lieferzeiten mindesten 20 arbeitstagen ab Auftragserteilung).

floor: DARK R - 61x61 cm/ 24"x24"
wall: WHITE R - 61x122,2 cm/ 24"x48"
DARK LISTELLO PATCHWORK 30,2x61,0 cm



Grey Soul

indoor: SAND R - 61x61 cm/ 24"x24"
outdoor: SAND outdoor N - 61,5x61,5 cm/ 24"x24"



Grey Soul

MID R - 122,2x122,2 cm/ 48"x48"



floor: LIGHT R - 122,2x122,2 cm/ 48"x48", wall: LIGHT MOSAICO CUBE 40x40 cm/ 16"x16"



LIGHT R - 61x122,2 cm/24"x48"



Grey Soul

SAND R - 61x122,2 cm . 24"x48"




Grey Soul

effetto cemento / concrete-look / effet ciment / zementoptik



Colori / Colours / Couleurs / Farben



Formati e superfici / Sizes and surfaces / Formats et surfaces / Formate und Oberflächen

Spessore / Thickness / Epaisseur / Stärke: **± 20 mm FP2**

R - 122x122 cm . 48"x48" - R11 - FP2	R - 90x90 cm . 36"x36" - R11 - FP2	R - 60x90 cm . 24"x36" - R11 - FP2	R - 61x61 cm . 24"x24" - R11 - FP2

R: Rettificato / Rectified

	R	R	R	R
Formati /	122x122	90x90 cm	61x61 cm	60x90 cm
Sizes /	cm 48"x48"	36"x36"	24"x24"	24"x36"
Formats /	± 20 mm	± 20 mm	± 20 mm	± 20 mm
Formate	FP2	FP2	FP2	FP2
	R11	R11	R11	R11

SAND	•	•	•	•
WHITE	•	•	•	•
LIGHT	•	•	•	•
MID	•	•	•	•
DARK	•	•	•	•

FP2
Pezzi Speciali / Special Pieces / Pièces Spéciales / Formteile

elemento "L" R-40x122x5 cm 16"x48"x2"	elemento "L" R-45x90x5 cm 18"x36"x2"	elemento "L" R-30x90x5 cm 12"x36"x2"	elemento "L" R-30x61x5 cm 12"x24"x2"	angolare elemento "L" SX/DX R-40x122x5 cm 16"x48"x2"	angolare elemento "L" SX/DX R-45x90x5 cm 18"x36"x2"	angolare elemento "L" SX/DX R-30x90x5 cm 12"x36"x2"	angolare elemento "L" SX/DX R-30x30x5 cm 12"x12"x2"
---	--	--	--	--	---	---	---

	P102	P101	P102B	P100	P105	P104	P105B	P103
SAND	•	•	•	•	•	•	•	•
WHITE	•	•	•	•	•	•	•	•
LIGHT	•	•	•	•	•	•	•	•
MID	•	•	•	•	•	•	•	•
DARK	•	•	•	•	•	•	•	•

griglia R-20x61 cm 8"x24" abbinata al 122x122 cm combined with the 48"x48"	griglia R-20x90 cm 8"x36" abbinata al 90x90 e 60x90 cm combined with the 36"x36" and 24"x36"	griglia R-20x61 cm 8"x24" abbinata al 61x61 cm combined with the 24"x24"	griglia angolo R-20x61 cm 8"x24" abbinata al 122x122 cm combined with the 48"x48"	griglia angolo R-20x90 cm 8"x36" abbinata al 90x90 e 60x90 cm combined with the 36"x36" and 24"x36"	griglia angolo R-20x61 cm 8"x24" abbinata al 61x61 cm combined with the 24"x24"
---	--	---	--	---	--

	P106D	P106C	P106A	P109B COPPIA	P108 COPPIA	P107 COPPIA
SAND	•	•	•	•	•	•
WHITE	•	•	•	•	•	•
LIGHT	•	•	•	•	•	•
MID	•	•	•	•	•	•
DARK	•	•	•	•	•	•

round lineare R-40x122 cm 16"x48"	round lineare R-45x90 cm 18"x36"	round lineare R-30x90 cm 12"x36"	round lineare R-30x61 cm 12"x24"	round angolare R-40x122 cm 16"x48"	round angolare R-45x90 cm 18"x36"	round angolare R-30x90 cm 12"x36"	round angolare R-30x61 cm 12"x24"	angolo bordo toro R-40x122 cm 16"x48"	angolo bordo toro R-45x90 cm 18"x36"	angolo bordo toro R-30x90 cm 12"x36"	angolo bordo toro R-30x61 cm 12"x24"
P112	P111	P112B	P110	P113 COPPIA	P113B COPPIA	P113D COPPIA	P113A COPPIA	P116	P115	P118	P114

SAND	•	•	•	•	•	•	•	•	•	•	•
WHITE	•	•	•	•	•	•	•	•	•	•	•
LIGHT	•	•	•	•	•	•	•	•	•	•	•
MID	•	•	•	•	•	•	•	•	•	•	•
DARK	•	•	•	•	•	•	•	•	•	•	•

Note - Notes - Notes - Anmerkungen
I pezzi speciali FP2 vengono venduti al pezzo e solo su ordinazione (tempo minimo di consegna 20 gg lavorativi dall'ordine).
The special pieces FP2 are sold by piece and only on request (minimum delivery time 20 working days from date of order).
Les pièces spéciales FP2 sont vendus à la pièce et uniquement sur commande (délai minimum de livraison 20 jours ouvrés à partir de la commande).
Spezial Teile FP2 sind pro Stück verkauft und nur auf Bestellungen produziert. (Lieferzeiten mindesten 20 arbeitstage ab Auftragbestätigung)

outdoor ± 20 mm
outdoor

SBS
SUPER BREAKING STRENGTH

INGELIVO
NO FROST

V3
HIGH

T2
MODERATE



FP2
M4D8 90x90 cm 36"x36" - R A225
O8U1 60x90 cm 24"x36" - R A179
H3U7 61x61 cm 24"x24" - R A198



FP2
M2E6 122x122 cm 48"x48" - R A232
L5T1 90x90 cm 36"x36" - R A225
O8U2 60x90 cm 24"x36" - R A179
H3U9 61x61 cm 24"x24" - R A198



FP2
L9S9 122x122 cm 48"x48" - R A232
L5T0 90x90 cm 36"x36" - R A225
O8U3 60x90 cm 24"x36" - R A179
H4U1 61x61 cm 24"x24" - R A198



FP2
L5T2 90x90 cm 36"x36" - R A225
O8U4 60x90 cm 24"x36" - R A179
I7H0 61x61 cm 24"x24" - R A198



FP2
P806 90x90 cm 36"x36" - R A225

MID FP2 R - 90x90 cm/36"x36"






LIGHT FP2 R - 60x90 cm/24"x36"















Tabella pesi ed imballi

Sizes weight and packaging / Mesures poids et emballages / Tabelle der Gewichte und Verpackungen

formati / sizes / tailles / formate		pz. x box	mq. x box	box x pal.	mq. x pal.	kg. x mq	kg. x box	kg. x pal.	
NATURALI / NATURAL (N)									
61,5x61,5 cm 24"x24" N	9 mm	4	1,51	30	45,30	19,46	29,38	895	80X120X75
RETTIFICATI / RECTIFIED (R)									
122,2x122,2 cm 48"x48" R	9 mm	2	2,99	20	59,80	19,11	57,14	1183	124X143X60
90x90 cm 36"x36" R	9 mm	2	1,62	24	38,88	19,29	31,25	770	94X107X65
61x122,2 cm 24"x48" R	9 mm	2	1,49	36	53,64	18,8	28,01	1025	84X122X75
61x61 cm 24"x24" R	9 mm	4	1,49	30	44,70	19,46	29,00	883	80X120X75
30,4x61 cm 12"x24" R	9 mm	7	1,30	40	52,00	19,46	25,30	1025	80X120X75
SPESSORATI / EXTRA THICK (R) 									
122x122 cm 48"x48" R	20 mm	1	1,49	18	26,82	43,81	65,28	1215	124X143X60
90x90 cm 36"x36" R	20 mm	1	0,81	22	17,82	43,91	35,57	811	94X107X65
61x61 cm 24"x24" R	20 mm	2	0,74	30	22,20	44,05	32,60	991	80X120X75
60x90 cm 24"x36" R	20 mm	1	0,54	45	24,30	43,5	23,49	1073	94X120X75
pezzi speciali / special pieces / pièces spéciales / formteile									
6,5x61 cm 2"x24" battiscopa rettificato	9 mm	12					8,5		

Simbologia caratteristiche tecniche - grès porcellanato

Symbols technical characteristics - porcelain stoneware / Symboles des caracteristiques techniques - grès cérame / Symbole technischen eigenschaften - feinsteinzeug

	CARATTERISTICHE TECNICHE TECHNICAL CHARACTERISTICS CARACTÉRISTIQUES TECHNIQUES TECHNISCHE MERKMALE	NORMA DI RIFERIMENTO REFERENCE STANDARD NORME DE REFERENCE PRÜFMETHODE	VALORE RICHIESTO REQUIRED VALUE VALEUR REQUISE SOLLWERT	VALORE MEDIO TUSCANIA AV. TUSCANIA VALUE VALEUR MOYENNE TUSCANIA MITTLERER TUSCANIA-WERT					
	DIMENSIONI DIMENSIONS DIMENSIONS ABMESSUNGEN	ISO 10545-2	CONFORME COMPLIANT CONFORME KONFORM	CONFORME COMPLIANT CONFORME KONFORM					
	ASSORBIMENTO D'ACQUA WATER ABSORPTION ABSORPTION D'EAU WASSERAUFNAHME	ISO 10545-3	≤ 0,5 %	CONFORME COMPLIANT CONFORME KONFORM					
	RESISTENZA A FLESSIONE MODULUS OF RUPTURE RESISTANCE A LA FLEXION BIEGEFESTIGKEIT	ISO 10545-4	MODULUS OF ROPTURE R ≥ 35 N/MM ² BREAKING STRENGTH S ≥ 1300 N	CONFORME COMPLIANT CONFORME KONFORM					
	RESISTENZA ALL'ABRASIONE ABRASION RESISTANCE RÉSISTANCE À L'ABRASION ABRIEBBESTÄNDIGKEIT	ISO 10545-7	PEI SOLO PER PIASTRELLE SMALTATE ONLY FOR GLAZED TILES						
	DILATAZIONE TERMICA LINEARE LINEAR THERMAL EXPANSION DILATATION THERMIQUE LINEAIRE LINEARE WÄRMEAUSSDEHNUNG	ISO 10545-8	≤ < 9x10 ⁻⁶ °C ⁻¹	CONFORME COMPLIANT CONFORME KONFORM					
	RESISTENZA AGLI SBALZI TERMICI THERMAL SHOCK RESISTANCE RESISTANCE AUX ECARTS DE TEMPERATURE ITEMPERATURWECHSELBESTÄNDIGKEIT	ISO 10545-9	RESISTENTE RESISTANT RESISTANT BESTÄNDIG	RESISTENTE RESISTANT RESISTANT BESTÄNDIG					
	RESISTENZA AL GELO FROST RESISTANCE RESISTANCE AU GEL FROSTBESTÄNDIGKEIT	ISO 10545-12	RESISTENTE RESISTANT RESISTANT BESTÄNDIG	RESISTENTE RESISTANT RESISTANT BESTÄNDIG					
	RESISTENZA AGLI ACIDI ED ALLE BASI ACID AND ALKALI RESISTANCE RESISTANCE AUX ACIDES ET AUX BASES SAURE- UND LAUGENBESTÄNDIGKEIT	ISO 10545-13	CLASS GB MIN.	LOW CONCENTRATION GLA HIGH CONCENTRATION GHA					
	RESISTENZA ALL'ATTACCO CHIMICO CHEMICAL RESISTANCE RESISTANCE À L'ATTAQUE CHEMIQUE CHEMISCHE BESTÄNDIGKEIT	ISO 10545-13	CLASS GB MIN.	GA					
	RESISTENZA ALLE MACCHIE STAIN RESISTANCE RESISTANCE AU TACHES FLECKENBESTÄNDIGKEIT	ISO 10545-14	CLASS 3 MIN.	5					
	COEFFICIENTE DI ATTRITO (SCIVOLOSITÀ) FRICTION COEFFICIENT (SLIPPERINESS) COEFFICIENT DE FRICTION (GLISSEMENT) REIBUNGSKOEFFIZIENT (RUTSCHIGKEIT)	BCR - ITALIA DM DEL 14-06-89	ASTM - USA ASTM C1028	DIN - GERMANIA DIN 51130					
		DRY RUBBER 0,62	WET RUBBER 0,51	DRY LEATHER 0,62	DRY NEOLYTHE 0,69	WET NEOLYTHE 0,62	R10 - R11 OUTDOOR/FP2 ZH 1/571		

THE PRODUCTS HAVING AN ABSORPTION < 0,5% ARE CLASSIFIED ACCORDING THE UNI CEN STANDARDS "FULLY VITRIFIED TILES" AND ACCORDING TO THE ASTM STANDARDS "IMPERVIOUS TILES"

Per verificare la disponibilità degli articoli, entrare nell'apposita sezione del nostro sito: www.tuscaniagres.it

You can check availability of items in the appropriate section of our website: www.tuscaniagres.it

Veillez vérifier la disponibilité des articles en accédant à notre site: www.tuscaniagres.it

Um die Verfügbarkeit der Artikel zu überprüfen, gehen Sie in den entsprechenden Abschnitt unserer Website: www.tuscaniagres.it

Grey Soul

Le informazioni contenute nel presente catalogo sono il più possibile esatte, ma non sono da ritenersi vincolanti. Per esigenze di produzione l'Azienda si riserva il diritto di apportare eventuali modifiche che si rendessero necessarie. Peso, colori e misure sono soggetti alle inevitabili variazioni tipiche del processo di cottura della ceramica. I colori e gli effetti riportati sul presente catalogo sono indicativi per i limiti consentiti dalla stampa; per questo non possono essere vincolanti e costituire base per eventuali contestazioni.

The information contained in this catalogue is as accurate as possible, but cannot be considered as legally binding. The Company reserves the right to make any modifications that become necessary due to production requirements. Weight, colours and dimensions are subject to the inevitable variations typical of the ceramic firing process. Colours and aesthetic effects shown on this catalogue should be considered indicative and approximate as a result of printing process limits. Possible variations may occur and can not be at the base of any claim.

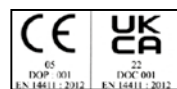
Les informations reprises dans ce catalogue sont exactes, mais elles n'engagent aucunement notre Société du point de vue légal. Pour des exigences de production la Société se réserve le droit d'apporter toutes les dimensions sont assujettis aux variations typiques du processus de cuisson de la céramiques. Les couleurs et les effets présentés dans ce catalogue sont indicatifs dans la mesure permise par la presse, ce qui explique pourquoi ils ne peuvent pas être obligatoire et constituer la base d'un éventuel désaccord.

Die Informationen des vorliegenden Katalogs sind so exakt wie möglich, sind jedoch nicht als gesetzlich verbindlich zu betrachten. Aus Fertigungsgründen behält die Firma sich das Recht vor, eventuell notwendige Änderungen vorzunehmen. Gewicht, Farben und Abmessungen unterliegen den unvermeidlichen Veränderungen, die für den Brennvorgang von Keramikprodukten typisch sind. Die in diesem Katalog gezeigten Farben und Effekte sind Richtwerte, soweit durch die Presse, die ist, warum sie nicht bindend und stellen die Grundlage für eine Meinungsverschiedenheit gestattet.

Credit:

Marketing:
Tuscania

Progetto Grafico:
EUREKA



Tuscania S.p.A.

Via Giardini Sud, 4603

41028 Serramazzoni (Mo) - Italia

Tel. +39 0536.952399

Fax +39 0536.954716

info@tuscaniagres.it

www.tuscaniagres.it

tuscaniagres.it

